

SANDU PHARMACEUTICALS LTD.

Regd. Office: Plot Nos. 25, 26, 29 & 30, Pilerne Industrial Estate, Marra, Saligao, Bardez, Goa-403511.
Tel: +91 832 2407474 / 6715000, Fax: +91 832 2407008, E-mail: sandupharma@sandu.in

CIN: L24233GA1985PLC001587

7th July , 2015

To,
The Deputy Manager (Corporate Services),
The Bombay Stock Exchange, Mumbai,
1st Floor, Rotunda Building,
B.S.Marg, Fort,
MUMBAI-400001.

Kind Attn: - Mr. Ajit Sawant/ Nisha Mehta

Sir,

We are sending herewith Shareholding Pattern for the Quarter ended on 30th June, 2015 under clause 35 of the Listing Agreement.

You are requested to take the same on record and oblige.

Thanking you in anticipation,

Yours Faithfully,
FOR SANDU PHARMACEUTICALS LTD.

Authorised Signatory
Encl: - As Above




AN ISO 9001:2008 CERTIFIED ORGANISATION

Corporate Office: P. B. No. 17201, Sandu Nagar, D. K. Sandu Marg, Chembur, Mumbai – 400 071.
Tel: +91 22 25284402/3306, Fax: +91 22 25282403, E-mail: info@sandu.in, Web: www.sandu.in



(1)(a) Statement showing ShareHolding Pattern

Name of the Company /
Name of the Scrip : Sandu Pharmaceuticals Ltd.
Quarter Ended : 30-06-2015
Scrip Code : 524703 Class of security : Equity



Partly paid-up Shares	No.of Partly paid-up Shares	As a % of total No. of Partly paid-up Shares	As a % of Total no. of Shares of the Company
Held by Promoters/ Promoters Group	0		
Held by Public	0		
TOTAL - D	0		

Outstanding Conv. Securities	No.of Outstanding Securities	As a % of Total no.of O/S Conv.Securities	As a % of Total no.of shares of the Co., assuming full conv.
Held by Promoters/ Promoters Group	0		
Held by Public	0		
TOTAL - E	0		


Warrants :	No.of Warrants	As a % of Total no.of Warrants	As a % of Total no.of shares of the Co., assuming full conv.
Held by Promoters/ Promoters Group	0		
Held by Public	0		
TOTAL - F	0		

Total paid-up Capital of the Company assum- ing full conv. Of warrants & securities	7081000
---	---------




Scrip Code : 524703

Quarter Ended : 30-06-2015



Category code	Category of Shareholder	Number of Shareholders	Total number of shares	Number of shares held in dematerialized form	Total shareholding as a percentage of total number of shares		Shares pledged or otherwise encumbered	
					As a percentage of(A+B) ¹	As a percentage of (A+B+C)	Number of shares	As a % of Total No. of Shares
(A)	Shareholding of Promoter and Promoter Group							
1	Indian							
a	Individual/Huf	6	2228100	2228100	31.466	31.466	0	0.000
b	Central/State Gov	0	0	0	0.000	0.000	0	0.000
c	Bodies Corporates	4	957590	957590	13.523	13.523	0	0.000
d	Fins / Banks	0	0	0	0.000	0.000	0	0.000
e	Any Other specify	0	0	0	0.000	0.000	0	0.000
e-1		0	0	0	0.000	0.000	0	0.000
e-2		0	0	0	0.000	0.000	0	0.000
	Sub Total(A)(1)	10	3185690	3185690	44.989	44.989	0	0.000
2	Foreign							
a	Indv NRI/For Ind	0	0	0	0.000	0.000	0	0.000
b	Bodies Corporate	0	0	0	0.000	0.000	0	0.000
c	Institutions	0	0	0	0.000	0.000	0	0.000
d	Qualified For.Inv.	0	0	0	0.000	0.000	0	0.000
e	Any Other Specify	0	0	0	0.000	0.000	0	0.000
e-1		0	0	0	0.000	0.000	0	0.000
e-2		0	0	0	0.000	0.000	0	0.000
	Sub Total(A)(2)	0	0	0	0.000	0.000	0	0.000
	Total Shareholding of Promoter and Promoter Group Total (A)= (A)(1)+(A)(2)	10	3185690	3185690	44.989	44.989	0	0.000
(B)	Public shareholding							
1	Institutions							
a	Mutual Funds	0	0	0	0.000	0.000		
b	Fins / Banks	1	500	0	0.007	0.007		
c	Central/State Govt	0	0	0	0.000	0.000		
d	Venture Cap Fund	0	0	0	0.000	0.000		
e	Insurance Comp(s)	0	0	0	0.000	0.000		
f	Foreign Ins Invest	0	0	0	0.000	0.000		
g	Foreign Ven Cap In	0	0	0	0.000	0.000		
h	Qualified For.Inv.	0	0	0	0.000	0.000		
i	Any Other -Specify	0	0	0	0.000	0.000		
i-1		0	0	0	0.000	0.000		
i-2		0	0	0	0.000	0.000		
	Sub-Total (B)(1)	1	500	0	0.007	0.007		
B 2	Non-institutions							
a	Bodies Corporates	110	178319	169319	2.518	2.518		
b	Individuals							
	i) upto Rs 1-Lac	10464	2833083	1785133	40.010	40.010		
	ii) above Rs1-Lac	17	846338	846338	11.952	11.952		
c	Qualified For.Inv.	0	0	0	0.000	0.000		
d	Any Other -Clr-Mem	6	30995	30995	0.438	0.438		
d-1		0	0	0	0.000	0.000		
d-2		0	0	0	0.000	0.000		
	-OCB	0	0	0	0.000	0.000		
	-NRI	14	6075	6075	0.086	0.086		
	Sub-Total (B)(2)	10611	3894810	2837860	55.004	55.004		
(B)	Total (B)= (B)(1)+(B)(2)	10612	3895310	2837860	55.011	55.011		
	TOTAL (A)+(B)	10622	7081000	6023550		100.000	0	0.000
(C)	Held by Custodians against Depository Receipts							
	PROMOTER & PRO GRP	0	0	0		0.000		
	PUBLIC	0	0	0		0.000		
	GRAND TOTAL (A)+(B)+(C)	10622	7081000	6023550		100.000	0	0.000




(1)(b) Statement showing holding of securities (including shares, warrants, convertible securities) of persons belonging to the category "Promoter and Promoter Group"

Sr. No.	Ref- No	Name of the shareholder	Total Shares held		Shares pledged or otherwise encumbered			Details of warrant		Details of convertible securities		Total shares (including underlying shares assuming full conversion of warrant and convertible securities) as a % of diluted share capital
			Number	As a % of grand total (A)+(B)+(C)	Number	% of Total shares held	As a % of grand total (A)+(B)+(C)	Number of warrants held	As a % of total No of warrants of the same class	Number of convertible securities held	As a % of total No of convertible securities of the same class	
1	14150106	BHASKAR GOVIND SANDU	737000	10.408	0	0.000	0.000	0	0.000	0	0.000	10.408
2	14165680	MINAL SHASHANK SANDU	61100	0.863	0	0.000	0.000	0	0.000	0	0.000	0.863
3	17696833	SHASHANK BHASKAR SANDU	657900	9.291	0	0.000	0.000	0	0.000	0	0.000	9.291
4	18748134	GEETA U SANDU	85000	1.200	0	0.000	0.000	0	0.000	0	0.000	1.200
5	18748151	UMESH B SANDU	677100	9.562	0	0.000	0.000	0	0.000	0	0.000	9.562
6	19073221	NOUMURA REALTY AND CONSTRUCTIONS PR	219010	3.093	0	0.000	0.000	0	0.000	0	0.000	3.093
7	19075300	PHYBRICHEM ENGINEERS PRIVATE LIMITE	155963	2.203	0	0.000	0.000	0	0.000	0	0.000	2.203
8	19693845	SHUBHADA PRABHAKAR SANDU	10000	0.141	0	0.000	0.000	0	0.000	0	0.000	0.141
9	20603964	AKSHATH FINVEST AND PROPERTIES PRIV	38687	0.546	0	0.000	0.000	0	0.000	0	0.000	0.546
10	20610457	SANMARK REALTY AND FINANCE PRIVATE	543930	7.682	0	0.000	0.000	0	0.000	0	0.000	7.682
		Total Promoter & Promoter Group	3185690	44.989	0	0.000	0.000	0	0.000	0	0.000	44.989



(II)(a) Statement showing details of Depository Receipts (DRs)

Sr. No.	Ref-Num	Name of theHolder	Type of outstanding DR (ADRs, GDRs, SDRs, etc.)	Number of outstanding DRs	Number of shares underlying outstanding DRs	Shares underlying outstanding DRs as a percentage of total number of shares {i.e., Grand Total (A) +(B)+(C) indicated in Statement at para (I) (a) above}



(II)(b) Statement showing Holding of Depository Receipts (DRs), where underlying shares held by Promoter/Promoter Group are in excess of 1% of the total number of shares

Sr. No.	Ref-Num	Name of the DR Holder	Type of outstanding DR (ADRs, GDRs, SDRs, etc.)	Number of outstanding DRs	Number of shares underlying outstanding DRs	Shares underlying outstanding DRs as a percentage of total number of shares {i.e., Grand Total (A)+(B)+(C) indicated in Statement at para (I)(a) above}

